

## SUPPORTED EMPLOYMENT



Person-centered services that support your employment plan.

Personalized services to help you become employed and stay employed.

Employment supports such as:

- Pre-vocational job related discovery.
- Individualized job development and placement.
- Education and planning for your state and federal benefits.
- Job coaching and employer negotiation supports.
- Employment sustaining and career advancement services.



## How can I learn more about Supported Employment?

**Do you want to work but are unsure if you can?** Talk to your Case Manager, Social Worker, Community Choice Guide, or one of our Supported Employment Program Managers at:

✉ [SupportedEmployment@dshs.wa.gov](mailto:SupportedEmployment@dshs.wa.gov)

☎ Toll Free: 1-844-427-8256



Washington State  
Department of Social  
& Health Services

*Transforming lives*



# SUPPORTED EMPLOYMENT SERVICES

**Aging and Long-Term  
Support Administration  
(ALTSA)**








Washington State  
Department of Social  
& Health Services

*Transforming lives*





## What is Supported Employment?

-  **Client-Centered:** Individualized Person Centered Planning identifies services tailored to your unique skills and needs.
-  **Individualized:** Job development and placement supports follow your unique plan for employment.
-  **Benefits Education:** You will learn how earned income or wages will affect your benefits, options that are available to you, and how working will give you more spending money.
-  **Community Involvement:** A job can give you purpose, improve your health, create new and lasting friendships, and give you more spending money!
-  **Creates Options:** Successful employment may open doors you never thought possible.

**GOAL :** To open employment services for AL TSA customers who have an interest in working and will benefit from the support and guidance.

## Am I Eligible for Supported Employment Services?

You may be eligible to receive Supported Employment services if you are eligible for Medicaid and receive long-term care services from the Aging and Long-Term Support Administration (AL TSA).

### Supported Employment eligibility through AL TSA is determined by:

- Age 16 or older
- Medicaid eligible
- Current CARE plan
- An inability to obtain or maintain employment resulting from age or disability
- Interested in seeking employment

There are other eligibility options for supported employment services that may also qualify you. Please contact the Supported Employment Program at:

**SupportedEmployment@dshs.wa.gov**  
**or Toll Free at 1-844-427-8256**

## Why Supported Employment?

### Who might benefit from this service?

- Are you unemployed and want to work?
- Have you had a difficult time getting or keeping a job on your own?
- Are you afraid that if you work you will lose benefits or have increased participation?
- Do you want to utilize your skills and become more involved in your community?
- Are you unsure of the right job for you?
- Are you interested in a risk free opportunity to learn more about your employment opportunities?

These employment services are individualized based on your skill set, interests, and any identified barriers. You will work one-on-one with a skilled employment specialist.

