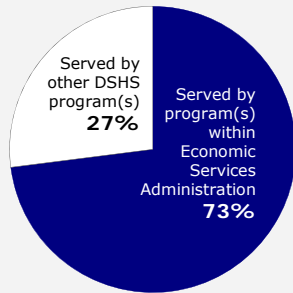




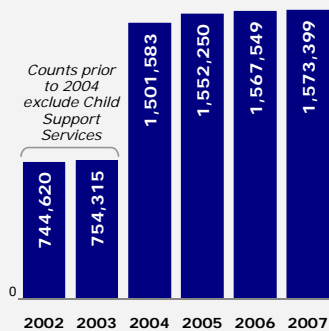
# DSHS | Economic Service Clients

Number 11.136.060 | A look at client participation using DSHS' Client Services Database

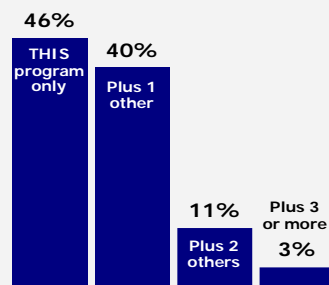
**Clients Served by this Program as a Percent of All DSHS Clients**  
1,573,399 of 2,150,603 TOTAL SFY 2007



**Economic Services Administration Client Trend**



**Clients Need Many Services**  
Percent using this program in SFY 2007...



**CONTACTS**

**PROGRAM CONTACT**  
Dori Shoji, 360.725.4353  
[shojid@dshs.wa.gov](mailto:shojid@dshs.wa.gov)

**RDA CONTACT (CSDB)**  
Maija Sandberg, 360.902.0749  
[sandbmt@dshs.wa.gov](mailto:sandbmt@dshs.wa.gov)

**BUDGET CONTACT**  
Babette Roberts, 360.725.4521  
[roberba@dshs.wa.gov](mailto:roberba@dshs.wa.gov)

[www1.dshs.wa.gov/rda/](http://www1.dshs.wa.gov/rda/)

## 2007 Client Participation

**THE ECONOMIC SERVICES ADMINISTRATION (ESA)** provides cash assistance, work-focused services, food benefits, and social services to help individuals and families meet their basic needs and achieve economic independence. ESA also ensures parents provide financial and medical support to their children. The administration oversees over a dozen major federal and state programs aimed at reducing poverty, and promoting parental responsibility and self-sufficiency, including cash grants, employment and training, food assistance, housing assistance, child support enforcement, repatriation assistance, domestic violence referrals, and telephone subsidies. ESA determines Medicaid eligibility and authorizes subsidy payments for the Working Connections Child Care program administered by the Department of Early Learning. In State Fiscal Year (SFY) 2007, **1,573,399 clients** received the services described below from the Economic Services Administration. The average cost per client was **\$922**.

### BASIC FOOD PROGRAM

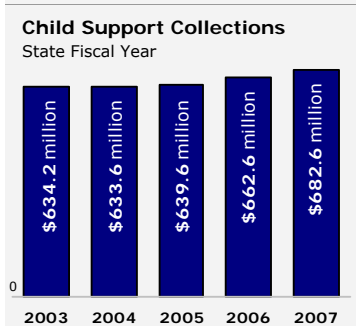
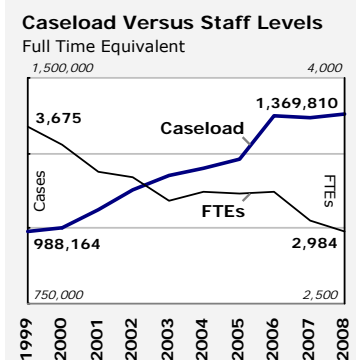
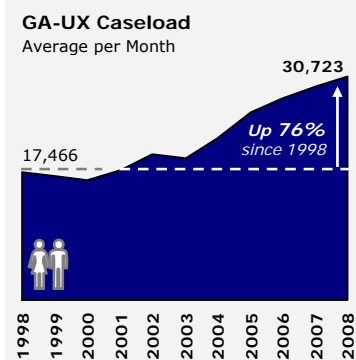
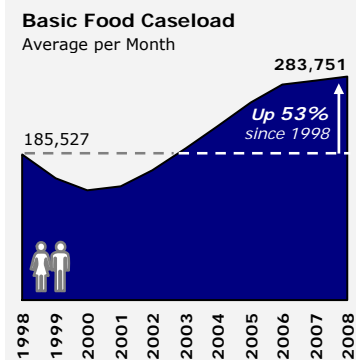
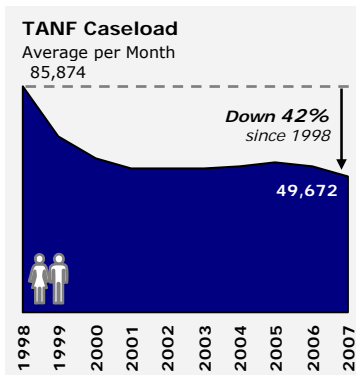
Basic Food provides benefits to individuals and families with incomes below 130 percent of federal poverty and whose resources are below established limits. Effective October 2008, eligibility for Food Assistance increased to include individuals and families with income up to 200 percent of FPL. The program is comprised of the federal Food Stamp Program and the state Food Assistance Program for legal immigrants ineligible for the federal FSP. Benefits can only be used to purchase food items at participating stores. Federal food benefits are reimbursed directly to vendors and do not appear as DSHS expenditures. **787,861 clients**, average client cost = \$773

### CHILD SUPPORT SERVICES

The Division of Child Support (DCS) provides services to establish paternity and locate non-custodial parents as well as to establish, enforce and modify child support and medical support orders. DCS services are initiated when a parent submits an application, another state or nation requests DCS' help, a court order requires payment through DCS or a parent enrolls in either the TANF program or certain Medicaid programs. In SFY 2007 DCS collected \$682.5 million. Collecting child support and ensuring private medical insurance directly benefits children and avoids more than \$100 million per year in public assistance costs. Recent inclusion of child support clients in CSDB Annual Reports causes the total number of clients receiving DSHS services, especially Economic Services, to appear higher after SFY 2003.<sup>1</sup> **1,074,933 clients**, average client cost = \$140

<b>Number of Clients Receiving an ESA Service</b>	<b>Child Support Services</b>	<b>1,074,933</b>
	<b>Basic Food Program</b>	<b>787,861</b>
		<b>222,324</b> TANF and State Family Assistance
<b>SFY 2007</b>		<b>172,137</b> Working Connections Child Care
Total Clients = 1,573,399		<b>50,829</b> General Assistance
<b>DSHS Client Services Database (CSDB)</b>		<b>36,768</b> Additional Services
		<b>36,121</b> Supplemental Security Income-State
		<b>32,290</b> Refugee and Immigrant Assistance
<b>NOTE:</b> Since most clients receive more than one service, the sum of the categories shown at right will exceed the total number of clients served by the program.		<b>26,638</b> Diversion Cash Assistance
		<b>1,259</b> Refugee Assistance
		<b>670</b> Consolidated Emergency Assistance Program

**NOTE:** CSDB identifies service use information and expenditures specific to each DSHS client. Costs that cannot be assigned to individual clients are not included—such as facilities, licensing, admin, outreach, prevention, fraud investigation, community block grants, and cost recoveries.



**CONSOLIDATED EMERGENCY ASSISTANCE PROGRAM**

Short-term cash assistance program for specific emergency needs (food, shelter, clothing, minor medical, utilities, household maintenance, job-related transportation, clothing, transportation for a child, not in foster care), to a caregiver's home. 670 clients, average client cost = \$150

**DIVERSION CASH ASSISTANCE**

Short-term cash assistance program for low-income families with temporary emergent needs who are unlikely to need TANF assistance if those needs are met (shelter, transportation, child care, food, medical care, job-related needs). 26,638 clients, average client cost = \$447

**GENERAL ASSISTANCE**

State funded program providing monthly cash grants to clients who are poor, without dependent children and unable to work (have a physical, emotional, mental disorder). 50,829 clients, average client cost = \$2,122

**REFUGEE ASSISTANCE**

Federally funded program providing monthly payments to refugees who meet state income and grant standards, but do not qualify for TANF or SSI. Assistance is available to refugees for their first eight months in the United States. 1,259 clients, average client cost = \$1,226

**REFUGEE AND IMMIGRANT SERVICES**

Coordinates a variety of contracted services such as English to Speakers of Other Languages training, health screening, self-sufficiency assessments, citizenship training, employment services, mental health and other social services. 32,290 clients, average client cost = \$395

**SUPPLEMENTAL SECURITY INCOME-STATE**

Federal benefit for individuals and couples 65 or older or who are blind or disabled as determined by the Social Security Administration. SSI State Supplement Program is a required state funded payment supplementing federal SSI payments. 36,121 clients, average client cost = \$530

**TANF AND STATE FAMILY ASSISTANCE**

A federally funded program providing monthly cash grants to needy families, children under age 18 (under age 19 if attending high school or working towards a GED full-time), parents or caretaker relatives of these children, unmarried teen parents under 18, and pregnant women. Eligibility requires adult family members or assistance units to participate in the WorkFirst employment and training program. State Family Assistance is a state funded cash program for certain persons meeting state residency requirements who are not eligible for TANF assistance. 222,324 clients, average client cost = \$1,215

**WORKING CONNECTIONS CHILD CARE**

ESA determines eligibility and authorizes subsidy payments for the Working Connections Child Care (WCCC) program administered by the Department of Early Learning (DEL). WCCC provides child care assistance to: eligible TANF families who require child care to participate in approved WorkFirst activities, job search, employment, or training; and non-TANF families who require child care to maintain employment or to attend approved training. DEL provides child care through the Seasonal Child Care Program for families who are seasonally employed in agriculturally related work. Clients receiving child care must pass an economic means test.<sup>2</sup> 172,137 clients, average client cost = \$1,509

**ADDITIONAL SERVICES**

Services that are small or unlike others are in this category and include: SSI Facilitation for GA recipients, TANF recipients, and ADATSA shelter residents; Protective Payee Fees; Incapacity Determination; foster care contracts for children who have been identified as Unaccompanied Minors by the Office of Refugee Resettlement; and contracted recruiting, training, and/or licensing of foster families, placement, and casework services. 36,768 clients, average client cost = \$217

<sup>1</sup>Clients who were part of a child support case were reported for the first time in the CSDB Annual Reports in State Fiscal Year 2004, although these clients were present in the DSHS caseload in prior years, as reflected in the second chart (page 1). Each parent is counted as a client in the CSDB. DCS counts the parents with their children as one case. <sup>2</sup>Clients receiving subsidized child care through the Homeless Child Care program are not included in this report. A small number of families receiving child care through the Refugee Child Care program are included in counts.

**Not in this report:** Non-Assistance Support Collection, Public Assistance Recoveries (which offset ESA expenditures), Washington Telephone Assistance Program, and WorkFirst.